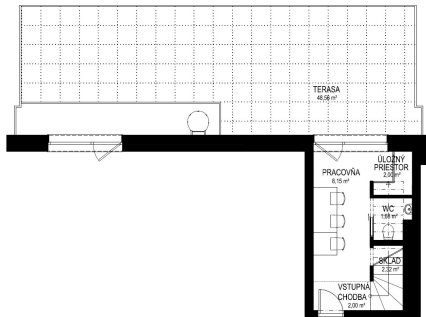
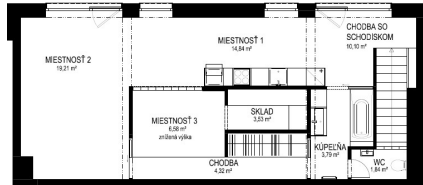



11. NP



12. NP



11.17	
PODLAHOVÁ PLOCHA	78,29 m ²
TERASA	57,91 m ²
CELKOVÁ PLOCHA	136,20 m²



0 0,5m 1m 2m 5m